



Western Decor Corporation Co., Ltd.

1168/19 13th Floor Lumpini Tower, Rama 4 Rd., Tungmahamek, Sathorn, Bangkok, 10120 Thailand.



















Tel. 02-679-8885-7, 02-679-8778 Fax. 02-679-9339

 www.wdc.co.th  [wdcthailand](https://www.facebook.com/wdcthailand)  [wdc_thailand](https://www.instagram.com/wdc_thailand)  [@wdc_thailand](https://www.line.me/@wdc_thailand)

MEGA TILES



TILES

	TUSCANY WHITE		AMARONE BROWN		AMARONE GREY
		PULPIS EXTRA BROWN		PULPIS EXTRA BEIGE	
	ARMANI PEARL		ARMANI GOLD		AMBRATO WHITE
		AMBRATO GREY		BRECCIA ONICIATA	
	EMPERADOR PREMIUM				COLONIAL BLACK
		CALACATTA		CARRARA	
	PULPIS CLASSIC WHITE		STATUARIO EXTRA		QUARTZITE DELUXE

Greater Elegance, Greater Refined

Introducing the six-star experiences with refined marble, a product that will revolutionize the way you create your space.

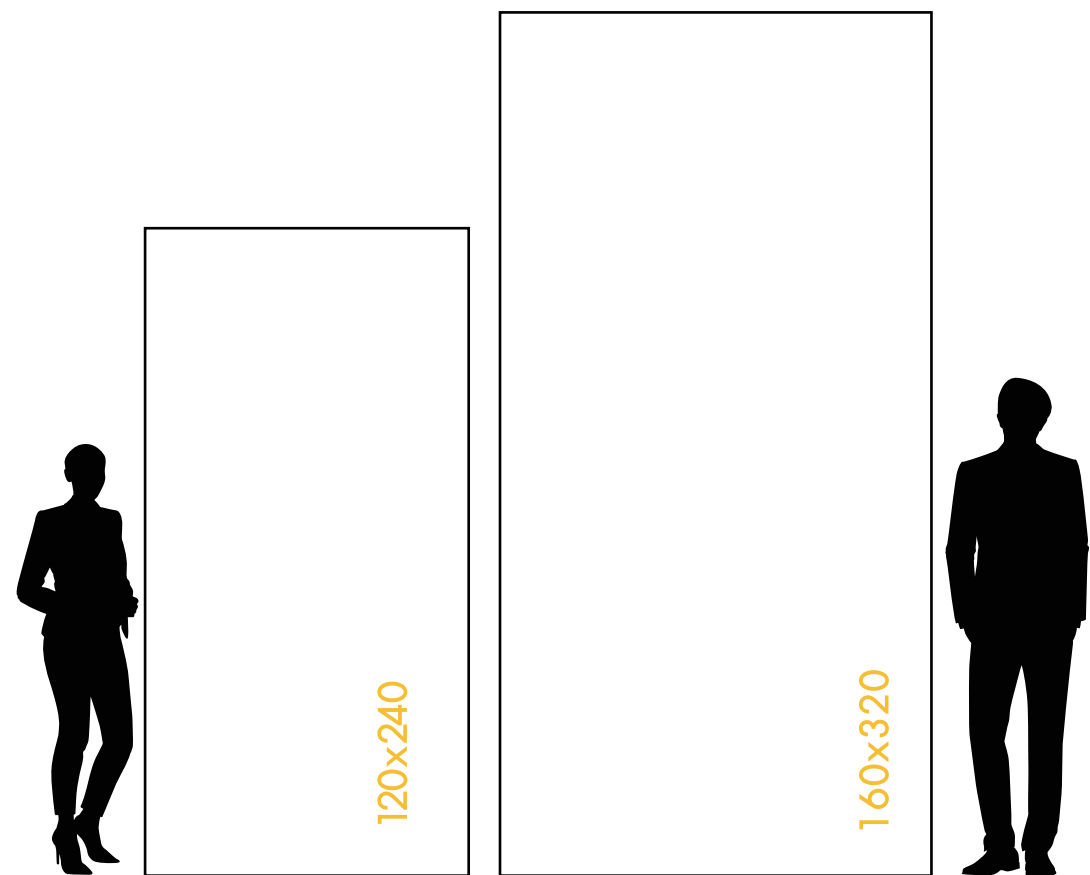
Larger tiles, less cuts-more sophisticated and elegant architecture.

A wide variety of designs, in different styles : marbles exclusive, classic marbles, white marbles, and exotic marbles.

Find the best choice for your personal and unique projects!

MULTIPLE FORMATS, ENDLESS POSSIBILITIES.

120x240cm and 160x320cm, modularity makes our collection highly versatile.
Added to the variety of designs, mix and match has never been easier, enhancing and stimulating your creativity, giving room to timeless projects.



GREATER ELEGANCE, GREATER REFINED ADVANTAGES.

LARGE AND VERSATILE
with large formats,
less cuts are required



EASY TO CLEAN AND MAINTAIN
easy and quick to clean,
keeping it's original look



RESISTANT
withstands even more than
stone or natural marbles



EASY TO INSTALL
quick installation,
less difficulties, faster results



SUSTAINABLE AND ECOLOGICAL
clean ceramic,
less waste.




MODULARITY
three different sizes create
more possibilities



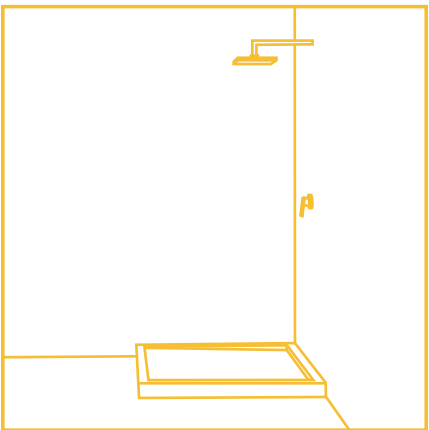
INTEMPORAL
contemporary ceramic tiles
with timeless design



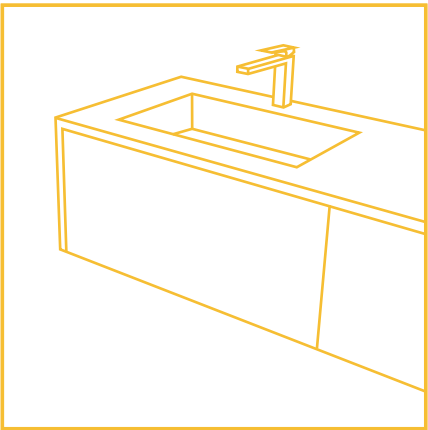
TECHNICAL SUPERIORITY
experience combined with
research and innovation



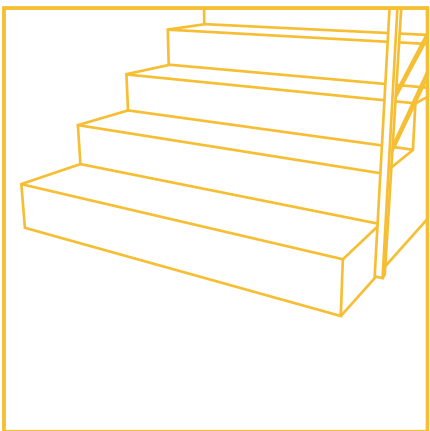
MEGA marbles is produced in a thickness that allows it to be used in multiple surfaces.
All you have to do is dream, and our technical innovation will allow you to realize.
The limit is your imagination!



SHOWER BOXES
AND PLATES



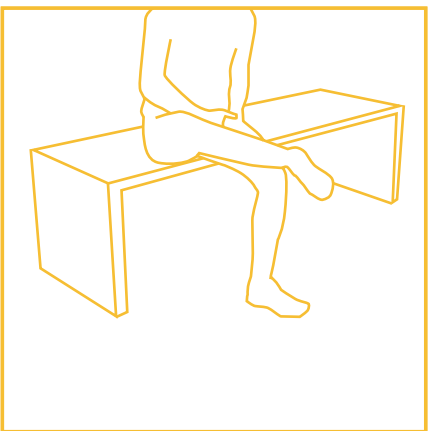
BATHROOM FITTINGS
AND WASHBASINS



STAIRS
AND LANDINGS



FACADE
APPLICATION



BENCHES
AND CHAIRS

PERFECTLY FIT FOR GREATER DESIGN IDEAS.



INDEX

MARBLES EXCLUSIVE	01
CLASSIC MARBLES	07
WHITE MARBLES	33
EXOTIC MARBLES	43

MARBLES EXCLUSIVE

Series
TUSCANY 

TUSCANY WHITE (JW13)
polished, natural



WALL

TUSCANY WHITE polished

FLOOR

TUSCANY WHITE polished



TUSCANY WHITE (JW13)



160X320 cm (JW13 LUC) polished ∇ 6mm

162X324 cm (JW13 SLK) natural ∇ 12mm



4 available designs


AMARONE BROWN
matt



AMARONE GREY
matt



PULPIS EXTRA BROWN
polished



PULPIS EXTRA BEIGE
polished



ARMANI PEARL
polished



ARMANI GOLD
polished



AMBRATO WHITE
polished



AMBRATO GREY
polished



BRECCIA ONICIATA
polished



EMPERADOR PREMIUM
polished



COLONIAL BLACK
polished



CLASSIC MARBLES

Series
MEGA ⁺AR

AMARONE BROWN



120X240 cm \times 9mm
matt



2 available designs

AMARONE GREY



120X240 cm \times 9mm
matt



2 available designs

RANDOM This series has a variety of patterns, more realistic appearances
ลวดลายกระเบื้องแต่ละแผ่นแตกต่างกันจริงมีความเป็นธรรมชาติ

AMARONE BROWN
AMARONE GREY

WALL

AMARONE BROWN matt

FLOOR


AMARONE GREY matt



PULPIS EXTRA BROWN



120X240 cm Δ 9mm
polished



4 available designs

PULPIS EXTRA BEIGE



120X240 cm Δ 9mm
polished



4 available designs

RANDOM This series has a variety of patterns, more realistic appearances
ลวดลายกระเบื้องแต่ละแผ่นแตกต่างกันจริงมีความเป็นธรรมชาติ

PULPIS EXTRA BROWN
PULPIS EXTRA BEIGE

WALL

PULPIS EXTRA BEIGE polished

FLOOR

PULPIS EXTRA BEIGE polished

COUNTER

PULPIS EXTRA BROWN polished



ARMANI GOLD



120X240 cm ∇ 9mm
polished



2 available designs

ARMANI PEARL



120X240 cm ∇ 9mm
polished



2 available designs

ARMANI GOLD
ARMANI PEARL

WALL

ARMANI GOLD polished

FLOOR

ARMANI PEARL polished



AMBRATO WHITE



120X240 cm ∇ 9mm
polished



4 available designs

AMBRATO GREY



120X240 cm ∇ 9mm
polished



4 available designs

RANDOM This series has a variety of patterns, more realistic appearances
ลวดลายกระเบื้องแต่ละแผ่นแตกต่างกันจริงมีความเป็นธรรมชาติ

AMBRATO WHITE
AMBRATO GREY

WALL

AMBRATO WHITE polished

FLOOR

AMBRATO WHITE polished

COUNTER

AMBRATO GREY polished



BRECCIA ONICIATA



120X240 cm \times 9mm
polished



2 available designs

COLONIAL BLACK



120X240 cm \times 9mm
polished



4 available designs

RANDOM This series has a variety of patterns, more realistic appearances
ลวดลายกระเบื้องแต่ละแผ่นแตกต่างกันจริงมีความเป็นธรรมชาติ

BRECCIA ONICIATA
COLONIAL BLACK

WALL


COLONIAL BLACK polished

FLOOR


BRECCIA ONICIATA polished



EMPERADOR PREMIUM



120X240 cm \times 9mm
polished



4 available designs



“The Great Value of Nature”

WHITE MARBLES

Series
MEGA ⁺AR


CARRARA
polished



STATVARIO EXTRA
polished



PULPIS CLASSIC WHITE
polished




CALACATTA
polished



CARRARA



120X240 cm 9mm
polished



2 available designs

PULPIS CLASSIC WHITE



120X240 cm 9mm
polished



3 available designs

RANDOM This series has a variety of patterns, more realistic appearances
ลวดลายกระเบื้องแต่ละแผ่นแตกต่างกันจริงมีความเป็นธรรมชาติ

CARRARA
PULPIS CLASSIC WHITE

WALL

CARRARA polished

FLOOR

PULPIS CLASSIC WHITE polished



CALACATTA



120X240 cm \times 9mm
polished



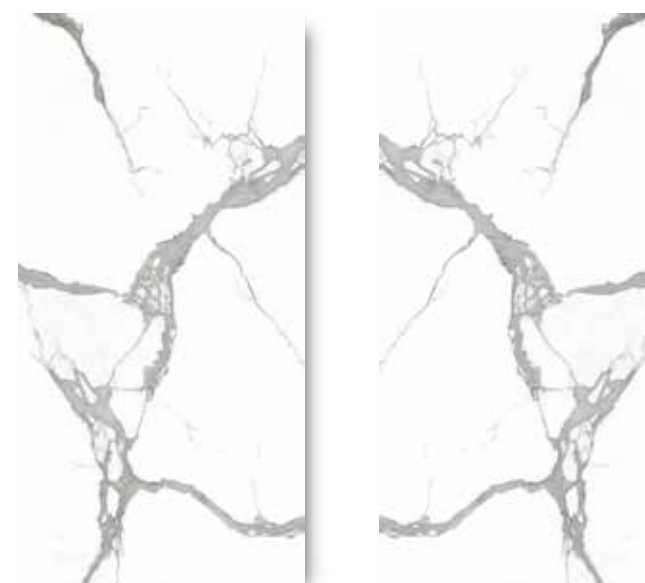
4 available designs

RANDOM This series has a variety of patterns, more realistic appearances
ลวดลายกระเบื้องแต่ละแผ่นแตกต่างกันจริงมีความเป็นธรรมชาติ

STATVARIO EXTRA



120X240 cm \times 9mm
polished



2 available designs

CALACATTA
STATVARIO EXTRA

WALL

STATVARIO EXTRA polished

FLOOR

CALACATTA polished





“The unique mark on surface will
give you a sense of nature.”

EXOTIC MARBLES

Series
MEGA ⁺AR

QUARTZITE DELUXE
polished



WALL

QUARTZITE DELUXE polished

FLOOR

QUARTZITE DELUXE polished



QUARTZITE DELUXE



120X240 cm Δ 9mm
polished



2 available designs

RANDOM This series has a variety of patterns, more realistic appearances
ลวดลายกระเบื้องแต่ละแผ่นแตกต่างกันจริงมีความเป็นธรรมชาติ

BIG SIZE

PREPARING THE WORKSITE



Find a place to work with enough room to move the tiles freely



Make sure that you have a completely flat surface to work on



If the floor is not level, apply a self-levelling mortar



Mark out the area where the tiles are to be laid to save on cement adhesive

HANDLING THE TILES



Position the supporting frame so that it is centered on the tile



Do not rest the tile but the frame against surfaces

BONDING THE TILES



Butter the underside of the tile, using a 3 mm trowel



Make sure that the coat of adhesive is always the same thickness



Always work perpendicular to the long side of the tile



Apply a coat of adhesive to the floor, using a 10-12 mm trowel



Cover the approximate area where the tile will go



Always work perpendicular to the long side of the tile



...so that any air below it is released

LAYING THE TILES



Position the tile carefully and remove the suction pads



Tap it to remove any air bubbles in the cement adhesive



Remove any surplus adhesive



Grout the tile joints with a suitable grouting material of a similar colour to the tiles



Moisten the surface well with water to remove any surplus

TECHNICAL SPECIFICATIONS

CHARACTERISTICS	ISO 13006 E< 0.5 GROUP BIA	EN -14411	TEST METHOD	MAGA VALUE
DIMENSION & SURFACE QUALITY				
Length & Width	± 0.6%	± 0.50%	ISO 10545-2	± 0.1%
Thickness	± 5%	± 10%		± 4.0%
Straightness of Side	± 0.5%	± 0.5%		± 0.1%
Rectengularity	± 0.5%	± 0.6%		± 0.1%
Surface Flatness				
Center curvature (%) (max.Deviation)	± 0.5%	± 0.5%		± 0.2 %
Edge curvature (%) (max.Deviation)	± 0.5%	± 0.5%		± 0.2 %
Corner warpage (%)(max.Deviation)	± 0.5%	± 0.5%		± 0.2 %
Surface Quality	Min. 95 % of tiles will be free from visible defects	Min. 95 % of tiles will be free from visible defects		
PHYSICAL PROPERTIES				
Water Absorption	Av ≤ 0.5 %, Individual 0.6% max	Av ≤ 0.5 %, Individual 0.6% max	ISO 10545-3	Av ≤ 0.07 %, Individual 0.08% max
Modulus of Rupture [N/mm2]	Av 35, Individual 32 min	Av 35, Individ ual 32 min	ISO 10545-4	> 40
Breaking Strength in N	≥1300 for ≥ 7.5mm thickness	≥1300 for ≥ 7.5mm thickness		≥1400 for ≥ 7.5mm thickness
Scratch Hardness of surface (Mohs)	Required	Required	IS 13630-13	4 to 7 (Depending on Surface texture)
Resistance to Abrasion of glazed tiles (Class I to V)	PEI Class	PEI Class	ISO 10545-7	Min. Class III (Depending on surface Texture)
Coefficient of linear thermal expansion from ambient temperature to 100 0 C	°C ⁻¹ (K ⁻¹)	°C ⁻¹ (K ⁻¹)	ISO 10545-8	Max-5.5 X 10 ^{K⁻⁶}
Thermal Shock Resistance	Required	Required	ISO 10545-9	10 cycle passed
Moisture Expansion mm/m	Test method available	Test method available	ISO 10545-10	Nil (No expansion)
Crazing Resistance	Required	Required	ISO 10545-11	Passed 4 cycles
Frost resistance	Required	Required	ISO 10545-12	50 cycles passed
Impact Resistance	Required	Required	ISO 10545-5	0.85 ± 0.02
CHEMICAL RESISTANCE (GLAZED TILES)				
Stain Resistance	Min class 3	Min Class 3	ISO 10545-14	Class-3
Resistance to household chemicals	Minimum GB	Minimum Class GB	ISO 10545-13	Minimum Class B
Resistance to acid and alkalies	Test method available	Test method available		Resistance
Lead & Cadmium release	Test method available	Test method available	ISO 10545-15	NIL

PACKING DETAILS

SIZE	THICKNESS APPROX	PIECES /PER BOX	COVERAGE AREA IN SQ.MT	BOX WEIGHT
1200 x 2400 mm	9,0 ± 0.2	1	2,88	63 kg
1600 x 3200 mm	6,0 ± 0.2	1	5,12	85 kg
1620 x 3240 mm	12,0 ± 0.2	1	5,24	150 kg