



THE COOLEST DECORATIVE MATERIALS GATEWAY

24

Collection

DESIGN FOR GOOD



NIRO GRANITE
THE SWISS-QUALITY TILE

exclusively agent in thailand


Vol.3s



“
We serve the
coolest and caring
experience
”



...our muse for ideas and inspirations.



The wings of imagination to imagine life style.

"Thailand's No. 1 provider of the world's leading coolest decorative materials."

With regard to differences of opinion and freedom of the design is based on the diverse needs of customers. That is a significant commitment we hold and comply with care throughout.

Western Decor Corporation Co., Ltd. or WDC start of the implementation of a successful business importing glass from leading overseas. With experience in business sourcing and imports more than 30 years, the company is an importer and distributor of decorative floor and wall by international standards and a premium product with screening quality. Special design chosen and exclusive focus on the response of customers to the world of fantasy in every area of use. Supports all levels of budget and satisfaction along with attentive service from us. Another success factor is to establish a strategic partnership in the production of goods around the world, including Europe and Asia. We have a warehouse with top stock many products on an area of over 12,000 square With process quality inspection standard products from specialized product groups of the company (Specialist Technician) and tested the quality of National Metal and Materials Technology Center (MTEC) has been Thai Industrial Standards Institute (Mor-or-Gor. 2508-2555).

"We serve the coolest and caring experience"

Because of our proximity to customers virtual friends. Able to meet the demand for immediacy and understanding throughout.

With intention and commitment to service. Make decorative floor and wall every brand of WDC is the confidence and trust of customers in all fields. Architects, designers, interior designers, contractors, project owners. And home customers. Customers will have the convenience to choose products in multiple channels. Both showrooms Bangkok and Phuket, dealers all over 250 stores, Modern Trading more than 100 branches across the country. We must strive to develop more products to be trendy decor. With service standards even further and offering an experience that has always come together.

เปิดประตูจินตนาการสู่ความคิด ใช้ชีวิตอย่างมีสไตล์

"Thailand's No. 1 provider of the world's leading coolest decorative materials."

บริษัท เวสเทิร์น เดคอร์ คอร์ปอเรชั่น จำกัด หรือ WDC เริ่มต้นจากการพัฒนาต่อยอดจากความสำเร็จในธุรกิจการนำเข้ากระจกชั้นนำจากต่างประเทศกว่า 30 ปี ด้วยคำนึงถึงความแตกต่างทางความคิดและอิสระแห่งการดีไซน์ บนพื้นฐานความต้องการที่หลากหลาย ของลูกค้า คือปณิธานสำคัญที่เรายึดมั่น และถือปฏิบัติด้วยความใส่ใจมาโดยตลอด

ปัจจุบันบริษัทฯ WDC เป็นผู้นำเข้าและจัดจำหน่ายสินค้าประเภทกระเบื้องและวัสดุตกแต่งพื้นผนังระดับมาตรฐานสากล โดยคัดกรองคุณภาพสินค้าจากพันธมิตรทางธุรกิจด้านการผลิตสินค้าทั่วโลกทั้งในยุโรปและเอเชีย ที่พร้อมจะส่งมอบประสบการณ์สุด Cool ด้วยสินค้าสุดเท่ เก๋ และแตกต่าง อยู่ในสต็อกสินค้าจำนวนมากบนพื้นที่กว่า 12,000 ตารางวา ผ่านกระบวนการตรวจสอบคุณภาพสินค้าที่ได้มาตรฐานจากผู้เชี่ยวชาญผลิตภัณฑ์เฉพาะกลุ่มของบริษัทฯ (Specialist Technician) และผ่านการทดสอบคุณภาพจากศูนย์เทคโนโลยีวัสดุและโลหะแห่งชาติ (MTEC) ได้รับเครื่องหมายมาตรฐานผลิตภัณฑ์อุตสาหกรรม (มอก. 2508-2555)

ด้วยความตั้งใจและมุ่งมั่นในการให้บริการ ทำให้สินค้ากระเบื้องและวัสดุตกแต่งพื้นผนังทุกแบรนด์ของ WDC เป็นที่เชื่อมั่นและได้รับความไว้วางใจจากลูกค้าในทุกแขนง ไม่ว่าจะเป็นกลุ่มสถาปนิก, ดีไซน์เนอร์, มัณฑนากร, ผู้รับเหมาก่อสร้าง, เจ้าของโครงการ และลูกค้าบ้าน โดยลูกค้าจะสะดวกในการเลือกชมสินค้าได้ในหลายช่องทาง ทั้งโชว์รูมที่ กทม. และภูเก็ต, ตัวแทนจำหน่ายทุกภาคกว่า 250 ร้านค้า และตัวแทนจำหน่ายโมเดิร์นเทรด อีกกว่า 100 สาขาทั่วประเทศที่พร้อมอยู่เคียงข้างลูกค้าอย่างเพื่อนแท้ที่รู้ใจ ตอบสนองความต้องการได้ฉับไวและเข้าใจเสมอมา






THE ROOTS AND MILESTONES OF  **NIRO GRANITE**
THE SWISS-QUALITY TILE



Niro Ceramic CHINA



Niro Ceramic MALAYSIA



Niro Ceramic SPAIN

Niro Ceramic has been around for more than 30 over years. Founded in the year 1979; the first manufacturing plant was established in Cresciano, Switzerland to announce the presence of porcelain tiles to the world. Ever since that, varieties of tiles were exported worldwide and the rapid growth in Asia markets eventually led to the success of Niro Ceramic Malaysia's establishment in 1988 and Niro Ceramic Indonesia in 1995. Attribute to the further market demand and expansion of our own capacity, Niro Ceramic established its operation in Foshan, China in 2001 as an outsourcing operation, where contractors and factories were carefully selected to produce as according to our designs and specifications. A complete organization

was established in China is to ensure the same stringent quality product and efficiency of customer service.

The continuous investment and adaptation to meet customers' demands have caused the further expansion of Niro Ceramic Group's network across to Vietnam and resulted in Niro Ceramic Vietnam being established in 2010. In that same year, Niro Ceramic Group has also started its Distribution Centre and Showroom in Alcora, Spain. In 2013, Zirconio in Spain became part of Niro Ceramic Group. Having a diverse network across the globe enabled Niro Ceramic Group into the leading supplier that is backed with large stock keeping to ensure prompt deliveries.

For over 3 decades, Niro Ceramic has succeeded in preserving

the Swiss Heritage of always delivering high quality products and services to the customers despite having many new product lines and numerous geographical expansions.

Moving forward, our people are enthusiastic with great possibilities ahead. As clearly stated in our corporate mission statement, we strive to bring the best trendy collection of high quality porcelain tiles, efficient customer services and most important of all, the value added strategies to our partnerships all around the world.

CONTENTS

8

STONE DESIGN
BLOOMSBURY
60 x 120

9

STONE DESIGN
BORGOGNA
60 x 60

10

STONE DESIGN
ELMINA
60 x 60, 60 x 120
Décor
60 x 60

12

STONE DESIGN
HORIZON STONE
30 x 60, 60 x 60

13

STONE DESIGN
I'PIETRA
30 x 60, 60 x 60, 60 x 120

14

STONE DESIGN
MEDITERRANEAN
60 x 60, 60 x 120

15

STONE DESIGN
NORDIK STONE
30 x 60, 60 x 60

16

STONE DESIGN
PIETRA PIASENTINA
60 x 60, 60 x 120

17

STONE DESIGN
POLAR BLACK
30 x 60, 60 x 60

18

STONE DESIGN
REGAL
30 x 60, 60 x 60

19

STONE DESIGN
REMIX
60 x 60, 60 x 120

20

STONE DESIGN
ROCKWOOD
60 x 60

21

STONE DESIGN
SOAPROCK
60 x 60

22

STONE DESIGN
STOCKHOLM
60 x 60, 60 x 120
Décor
60 x 60

23

STONE DESIGN
TOUCH STONE
30 x 60, 60 x 60

24

STONE DESIGN
VIENSTONE
60 x 60

25

STONE DESIGN
YURA
30 x 60, 60 x 60, 80 x 80

26

WOODEN DESIGN
ECOFORRESTA
15 x 60, 15 x 90

27

WOODEN DESIGN
NATURAL WOOD
30 x 60, 15 x 60

28

WOODEN DESIGN
SOFTWOOD
20 x 120
Décor
20 x 120

30

CONCRETE DESIGN
BROOKLYN
30 x 60, 60 x 60
Décor
33 x 28.6 x 16.5

31

CONCRETE DESIGN
CEMENTUM
30 x 60, 60 x 60

32

CONCRETE DESIGN
QUARTZITE
60 x 60, 60 x 120

33

CONCRETE DESIGN
ZEOLITE
60 x 60

FINISHES & TEXTURES



POLISHED

A full polished finish give the interior a vibrant and rich effect. The finish is highly reflective and deepens the colour of tile and adds elegance to any installation.



MATT / UNPOLISHED

The matt / unpolished finish gives a beauty of natural soft look. The elegance of this finish is matched by its low maintenance and durability.



HONED

The matt finish is a soft and opaque finish which is delicate to touch and feel. This tile finish gives character and space to every room setting.



LAPPATO (SEMI POLISHED)


The lappato finish is achieved through a mechanical process whereby the surface is polished with an abrasive wheel to softly reflect a sheer shine to give an elegant finish for an interior space.



STRUCTURED / TEXTURED

Design from natural stone or slabs, the structured or rock finish gives slip resistant for any use or application. Durable and low maintenance, which offers sophistication that will lasts.

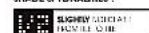
SHADE & TONALITIES :



Uniform from

The range of colours and tones within the same shade is relatively uniform from tile to tile. Minimal to no difference among pieces from the same production run.


SHADE & TONALITIES :



Slightly noticeable from tile to tile

The range of colours and tones within the same shade is slightly noticeable from tile to tile. Clearly distinguishable differences in design or pattern with similar or slight change in colour tones.


SHADE & TONALITIES :



Moderately noticeable from tile to tile

The range of colours and tones within the same shade is moderately noticeable from tile to tile. Clearly distinguishable differences in design or pattern.

SHADE & TONALITIES :



Distinctly noticeable from tile to tile

The range of colours and tones within the same shade is distinctly different from tile to tile. Random colour differences from tile to tile so that one tile may have totally different colors from that on other tiles. Final installation can be unique.

SHADE VARIATION

Light to Moderate Traffic

This test is applied for glazed porcelain tiles and more applicable for floor tiles. The rating measures the abrasive resistance or hardness of the tile's glaze on a scale of 0-5

CLASS 0 (PEI 0): No foot Traffic

Wall tile only and should not be used on floors.

CLASS 1 (PEI 1): Very Light Traffic

For tile that are suitable for residential bathrooms with light or very low barefoot foot traffic.

CLASS 2 (PEI 2): Light Traffic

May be used where abrasive foot traffic is minimal such as bathrooms, bedrooms, dining rooms and living rooms

CLASS 3 (PEI 3): for floors subject to normal foot

traffic and usage (including kitchens, outdoor entryways and hallways.) These tiles can be recommended for all residential installations with normal foot traffic.

CLASS 4 (PEI 4): Moderate to Heavy Traffic

Suitable for light to medium commercial applications and high foot traffic areas for residential application.

CLASS 5 (PEI 5): Heavy Traffic

Ideally suited for all residential and heavy traffic commercial areas under normal foot traffic conditions.



NIRO GRANITE

Environmentally Preferred Product

Esaltilite, Burgundy, Cementum, Pietra, Mezzio, Nordic Stone, Polar Black, Solfer, Trece, Vetro Stone, Yuna.


UNITED WE STAND, FOR THE ENVIRONMENT

Sustaining the environment has been the latest inclination of today's world. The sensitivity of consumer towards the atmosphere and preference for the environmentally-friendly product has been growing gradually over the years.

Understandably, the attitude of green consumerism in recent years is the effort of earth-loving individuals not only to protect themselves against harmful radicals but also minimising harm caused to Mother Earth by scrutinising products for environmental safety. Ethical behaviour has become even more crucial as consumers tend to associate their personality or characteristics with the brand. Being pioneer in the tile industry, Niro Granite proudly announces that is certified as a

Green Label by the Singapore Environmental Council (SEC).

By obtaining the Green Label certification, Niro Granite commits itself in manifesting and spreading the passion of life with the "ecological attitude" for a better future. With tagline that proudly proclaims: "Passionate About Life", consumers can relate their eco-behaviour and personality with the brand. By distinguishing the passion of existing in a benevolent life and living in harmony with the environment, Niro Granite pledges to provide a credible and familiar positioning to the customers. Devoted to be socially responsible, society and environment has always been at the forefront of Niro Granite's business



WHAT IS DIGITAL PORCELAIN TILE?

CULTURE
... lifestyle, hopes and dreams.

DISCOVER

THE UNDISCOVERED - GET YOURSELF DIGITALIZED

digital
porcelain tiles towards perfection

Fulfilling the latest preference of today's world, Niro Granite brings customers to the level of excessive satisfaction with the latest invention of the Digital Technology, Achieving a diversity of creativities, Digital Technology fulfils every require possibilities. By providing a wide range of colours and tones, the digital technology carries High Resolution printing; where every finest details and design are inescapable and profoundly projected!

Presenting Digital Technology, this great development highly comprises the randomness in printing, and unlimited printable surface functionality which evidently manifests each tile's individuality and uniqueness. Digital Printing is flawless... It's near perfection. By persisting production consistency; it minimizes the shade variation from time to time. Exemplifying Digital printing further, it is preciously intelligent for being effectual and efficient in product development. It allows Nrio Granite to have more rooms of innovation in coming up with more trendy products to meet each and every lifestyle.



HI DEFINITION
PRINTING



MINIMAL REPETITIVE
PRINTING



COLOUR & TONE



CUSTOMIZATION



UNLIMITED PRINTABLE
SURFACES



PRODUCTION
CONSISTENCY



PRODUCT DEVELOPMENT
EFFICIENCY

ADVANTAGES OF DIGITAL PRINTING

HI-DEFINITION PRINTING

- + Realistic and ultra-fine looking product.
Capturing the finest details of the design and the authentic image.

MINIMAL-REPETITIVE PRINTING

- + Each tile has it's own uniqueness that can bring out it's natural individualistic look.

COLOUR & TONE

- + A lifelike design style product.

CUSTOMIZATION

- + Design and concept can be tailored made.

UNLIMITED PRINTABLE SURFACES

- + Ability to print on all surfaces to make a genuine looking product.

PRODUCTION CONSISTENCY

- + From time to time, shade variation is stable.

PRODUCT DEVELOPMENT EFFICIENCY

- + More trendy product in a quicker time.





Wall : Lunar Rock Floor : Graphite Grey

surface

Lappato

size (cm)

60 x 120

working (cm)

59.7 x 119.7

thickness (mm)

11.0

rectified

Yes

R-rating

9

PEI

3

SHADE & TONALITIES :



Residential / Commercial



GBB01 | Brook Beige

60X120 CM



GBB02 | Lunar Rock

60X120 CM



GBB03 | Lignite


60X120 CM



GBB04 | Graphite Grey

60X120 CM





surface

Honed

size (cm)

60 x 60

working (cm)

59.7 x 59.7

thickness (mm)

10.0

rectified

Yes

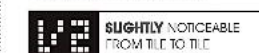
R-rating

9

PEI

3

SHADE & TONALITIES :



Stone Design

GSB01 | Cinder Ash *special order 60X60 CM



*special order

GSB02 | Caramel Beige 60X60 CM



*special order


GSB04 | Misty Grey 60X60 CM




GSB05 | Sandy Beige 60X60 CM



Residential / Commercial





Rocky Grey

ELMINA DECOR Size : 60x60 cm

Size : 60x60, 60x120 cm

GEL01 | Elmina Illustration


GEL02 | Elmina Illustration

GEL01 | Fuji White



GEL03 | Elmina Illustration

GEL04 | Elmina Illustration



Sierra Beige

GEL02 | Sierra Beige

GEL03 | Yukon Grey

GEL04 | Rocky Grey



surface	size (cm)
Lappato	60 x 60, 60 x 120
Structured*	60 x 60, 60 x 120
size (cm)	working (cm)
60 x 60	59.7 x 59.7
60 x 120	59.7 x 119.7
thickness (mm)	
10.0	
rectified	
Yes	
R-rating	
Lappato	9
Structured	10

PEI

*special order structured 60x 60, 60x120 cm

SHADE & TONALITIES :



Residential / Commercial







CANYON • GHS02 | MATT SURFACE | 30X60 cm.

...In one with the coolness of sand



Canyon 60X60 cm

GHS02 | Canyon

30X60 CM



60X60 CM



GHS03 | Sahara

30X60 CM



60X60 CM



Matt

Lappato

GHS04 | Ash

30X60 CM



60X60 CM



GHS05 | Valley

30X60 CM



60X60 CM



Matt

Lappato



Lappato Close Up

surface size (cm)

Matt 30 x 60

Lappato 60 x 60

size (cm) working (cm)

30 x 60 29.7 x 59.7

60 x 60 59.7 x 59.7

thickness (mm)

10.0

rectified

Yes

R-rating

9

PEI

-

SHADE & TONALITIES :



Residential / Commercial





Java Crema 60X60 cm



Riviera Black 30X60 cm

GIP01 | Borgogna White 30X60 / 60 120 CM



60X60 CM



Lappato Matt

GIP02 | Java Crema

30X60 CM



60X60 CM



Lappato Matt

GIP03 | Beola Grey

30X60 CM




60X60 CM



Lappato Matt, Structured

GIP04 | Alpine Grey

30X60 CM



60X60 CM




Lappato Matt, Structured

GIP07 | Riviera Black

30X60 CM



60X60 CM



Lappato Matt, Structured

surface	size (cm)
Lappato	30 x 60, 60 x 60, 60 x 120*
(Available for all colour)	
Matt	30 x 60, 60 x 60
(only for GIP01, GIP02&GIP03)	
Structured	30 x 60, 60 x 60
(only for GIP03&GIP04)	
size (cm)	working (cm)
30 x 60	29.7 x 59.7
60 x 60	59.7 x 59.7
60 x 120	59.7 x 119.7
thickness (mm)	
10.0	
rectified	
Yes	

R-rating

Matt	9
Lappato	10

PEI

5	*60 x 120 only for GIP01
---	--------------------------

SHADE & TONALITIES :



Residential / Commercial





surface	size (cm)
Textured	60 x 60 (only for GMD01, GMD02) 60 x 120
size (cm)	working (cm)
60 x 60	59.7 x 59.7
60 x 120	59.7 x 119.7
thickness (mm)	
	10.0
rectified	
Yes	
R-rating	
10	
PEI	


GMD01 | Natural Calico 60X120 CM




60X60 CM GMD02 | Cloudy Pearl 60X120 CM



60X60 CM GMD03 | Pebble Stone 60X120 CM



60X60 CM



SHADE & TONALITIES :



Residential / Commercial



NORDIK STONE



GSN01 | Blizzard

30X60 CM




50X60 CM



GSN02 | Bora

30X60 CM



60X60 CM



GSN03 | Fohn

30X60 CM



50X60 CM



GSN04 | Kosawa

30X60 CM



60X60 CM



surface	size (cm)
Structured	30 x 60 60 x 60
size (cm)	working (cm)
30 x 60	29.7 x 59.7
60 x 60	59.7 x 59.7
thickness (mm)	
10.0	
rectified	
Yes	
R-rating	
10	
PEI	
4	

SHADE & TONALITIES :



Residential / Commercial



Stone Design



Piasentina Grigio 60x 20 cm



Piasentina Antracite 60x60 cm

surface **size (cm)**

Structured 60 x 60

Lappato 60 x 60

60 x 120

size (cm) **working (cm)**

60 x 60 59.7 x 59.7

60 x 120 59.7 x 119.7

thickness (mm)

10.0 (for size 60 x 60 cm)

12.0 (for size 60 x 120 cm)

rectified

Yes

R-rating

9

PEI

4

SHADE & TONALITIES :



Residential / Commercial



GPP01 | Bianco

30X60 CM



60X60 CM



GPP02 | Avorio

30X60 CM




60X60 CM



GPP03 | Grigio

30X60 CM



60X60 CM



GPP04 | Marrone

30X60 CM



60X60 CM



GPP05 | Antracite

30X60 CM




60X60 CM



POLAR BLACK

FULL-BODY PORCELAIN TILE



surface	size (cm)
Matt	30 x 60, 60 x 60
Structured	30 x 60
size (cm)	working (cm)
30 x 60	29.7 x 59.7
60 x 60	59.7 x 59.7

thickness (mm)

10.0

rectified

Yes

R-rating

9

PEI

-

SHADE & TONALITIES :



Residential / Commercial



Stone Design

SOLVED!

30860 CM

6046501

30860/20

60Y60 (A)

30Y60CM

60K60 □

30X60 C

50X60 CM

30X60 CM

60X60 CM

30X60 CM

60X60 CM

30X60 CM

6CX60 C

30X50 CM

R-rating
9 (for matt surface)


PEI
4

SHADE & TONALITIES :



MODERATELY NOTICEABLE
FROM TILE TO TILE

Residential / Commercial



รางวัลชนะเลิศ อันดับ ๑ ในการเลือกโผมากที่สุดกับงานโครงการพัฒนาที่นักศึกษาต่างๆ ในปี 2007 จากสถาบันคังสกีส์ เช่น โคร
นอร์กแฮมตัน รางวัลชนะเลิศ อันดับ ๒ สำหรับการเลือกโผในทางของอาจารย์ในปี 2008 จากสถาบันการเมืองและเศรษฐกิจ รัฐวิสาหกิจ

*special order : GMR90, GMR88, GMR 94



Folks 60x120 cm

GRM01|Folks

60X120 CM



60X60 CM



GRM02|Jazz

60X120 CM



60X60 CM



GRM03|Metal

60X120 CM



60X60 CM



GRM04|Pop Rock

60X120 CM



60X60 CM



surface	size (cm)
Structured	60 x 60 60 x 120
size (cm)	working (cm)
60 x 60	59.7 x 59.7
60 x 120	59.7 x 119.7
thickness (mm)	
10.0	
rectified	
Yes	
R-rating	
10	
PEI	
4	

SHADE & TONALITIES :



Residential / Commercial






⊕ Cedar 60x60 cm



⊕ Weathered Grey / Wedgewood 60x60 cm



surface	size (cm)
Matt	60 x 60
size (cm)	working (cm)
60 x 60	59.7 x 59.7
thickness (mm)	
10.0	
rectified	
Yes	
R-rating	
9	
PEI	
-	

SHADE & TONALITIES :



Residential / Commercial





Oslo 60x60 cm



Solna 60x60 cm

GSP01|Oslo

60x60 CM

GSP02|Bode

60x60 CM

GSP03|Randers

60x60 CM

GSP04|Flen

60x60 CM

GSP05|Solna

60x60 CM



surface	size (cm)
Matt	60 x 60
size (cm)	working (cm)
60 x 60	59.7 x 59.7
thickness (mm)	
10.0	
rectified	
Yes	
R-rating	
9	
PEI	
-	

SHADE & TONALITIES :



Residential / Commercial





GSK01|Bonde 60X120 CM



60X60 CM



illustration 1 / GSK01

60X60 CM



GSK02|Rosendals 60X120 CM



60X60 CM



illustration 1 / GSK02

60X60 CM



⊕ Bonde 60x120 cm

GSK03|Grey Knight 60X120 CM



60X60 CM



illustration 1 / GSK03

60X60 CM



GSK04|Midnight Grey 60X120 CM




60X60 CM



illustration 1 / GSK04

60X60 CM



⊕ Midnight Grey 60 x 60, 60x120 cm + illustration 3



surface	size (cm)
Matt	60 x 60
	60 x 120
size (cm)	working (cm)
60 x 60	59.7 x 59.7
60 x 120	59.7 x 119.7
size (cm)	thickness (mm)
60 x 60	10.0
60 x 120	12.0
rectified	
Yes	
R-rating	
10	
PEI	
3	

SHADE & TONALITIES :



Residential / Commercial





⊕ Floor : Sandshell White Medium Kitchen 60x60

GTU01|SandShell

30X60 CM*



GTU03|Walnut

30X60 CM*



GTU04|Smoked Gray

30X60 CM*



GTU05 |Moonless Night

30X60 CM*



GTU06 |Acorn

30X60 CM*



60X60 CM



60X60 CM



60X60 CM



60X60 CM



60X60 CM



surface	size (cm)
Polished	30 x 60*
	60 x 60
Matt	30 x 60*
	60 x 60
Structured	30 x 60*
	60 x 60
size (cm)	working (cm)
30 x 60*	29.8 x 60
60 x 60	60.0 x 60.0
thickness (mm)	

10.0

rectified

Yes

R-rating

Matt 9

Structured 10

PEI

4 *special order

SHADE & TONALITIES :



Residential / Commercial



VEIN STONE



Stone Design



⊕ Brown 60X60 cm



⊕ Grey 60X60 cm



⊕ Black 60X60 cm

GSV01 | Beige

60X60 CM




GSV02 | Brown



GSV03 | Black



GSV04 | Grey



● Lappato Close Up

surface

Lappato

size (cm) **working (cm)**

60 x 60 59.7 x 59.7

thickness (mm)

10.0

rectified

Yes

R-rating

9


PEI

3

SHADE & TONALITIES :



Residential / Commercial






Foggy 60x60 cm


GMY01 | Snow

80x80 CM



special order

60x60 CM



30x60 CM



GMY02 | Ivory

60x60 CM




30x60 CM



GMY03 | Foggy

80x80 CM



special order

60x60 CM



30x60 CM



GMY04 | Tobacco

60x60 CM



30x60 CM



GMY06 | Lead Grey

80x80 CM



special order

60x60 CM



30x60 CM



surface
Honed

size (cm)

30 x 60

60 x 60

80 x 80*

(only for GMY01,
GMY03&GMY06)

size (cm)

30 x 60

60 x 60

80 x 80

size (cm)

30 x 60

60 x 60

80 x 80

thickness (mm)

10.0

10.0

12.0*

rectified

Yes

R-rating

10

PEI

3

SHADE & TONALITIES :




Residential / Commercial



Stone Design

Random Design



⊕ Rosso Albero 15X60 cm

GDW10 | Albero Bianco



GDW15 | Rosso Albero



GDW16 | Marrone Albero



GDW83 | Pianta Beige



surface	size (cm)
Slightly	15 x 60
Structured	15 x 90*
size (cm)	working (cm)
15 x 60	14.8 x 60.0
15 x 90	14.8 x 90.0*
size (cm)	thickness (mm)
14.8 x 60	10.0
14.8 x 90*	11.0

rectified

Yes

R-rating

11

PEI

3

*special order

SHADE & TONALITIES :



MODERATELY NOTICEABLE
FROM TILE TO TILE

Residential



NATURAL WOOD



Pine 15X60 cm



Ebony 15X60 cm

GNW21 | Pine

30X60 CM

15X60 CM



GNW22 | Beech

30X60 CM

15X60 CM



GNW23 | Ebony

30X60 CM

15X60 CM



surface	size (cm)
Matt	15 x 60 30 x 60
size (cm)	working (cm)
15 x 60	14.8 x 60.0
30 x 60	29.8 x 60.0
thickness (mm)	
10.0	
rectified	

Yes

R-rating

10

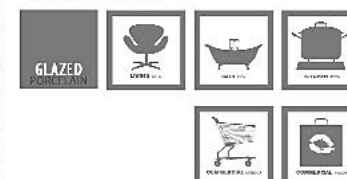
PEI

3

SHADE & TONALITIES :



Residential



GDW01 | Legna Bianco



Legna Bianco | Decor



Listello A
GDW01

Listello B
GDW01

Listello C
GDW01

GDW02 | Legno Beigo



Legna Bianco | Decor



Listello A
GDW02

Listello B
GDW02

Listello C
GDW02

GDW03 | Marrone Legno



Legna Bianco | Decor



Listello A
GDW03

Listello B
GDW03

Listello C
GDW03

GDW04 | Legna Castano



Legna Bianco | Decor



Listello A
GDW04

Listello B
GDW04

Listello C
GDW04



⊕ Legno Beigo + Legno Beigo Listello B



⊕ Marrone Legno + Marrone Legno Listello B

surface **size (cm)**

Slightly 20 x 120

Structured

size (cm) **working (cm)**

20 x 120 19.7 x 119.7

thickness (mm)

12.0

rectified

Yes

R-rating

9

PEI

3

SHADE & TONALITIES :



Residential / Commercial



**RANDOM
DESIGN**

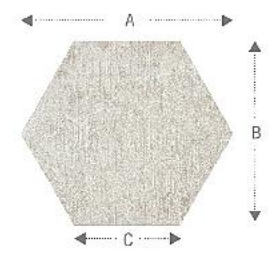




GBN01 | SILVER BIRCH

60X60 CM

30X60 CM



GBN01 | Deco B
A = 33 CM, B = 26.6 CM, C = 16.5 CM
*special order

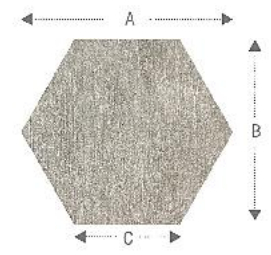


surface	size (cm)
Textured	30 x 60
	60 x 60
size (cm)	working (cm)
30 x 60	29.7 x 59.7
60 x 60	59.7 x 59.7
thickness (mm)	
	10.0 (30 x 60, 60 x 60)
	11.5 (60 x 120)

GBN02 | WILLOW GRAY

60X60 CM

30X60 CM



GBN02 | Deco B
A = 33 CM, B = 26.6 CM, C = 16.5 CM
*special order



rectified	Yes
R-rating	10
PEI	-
	*special order



SHADE & TONALITIES :



GBN03 | ROCK RIDGE

60X60 CM

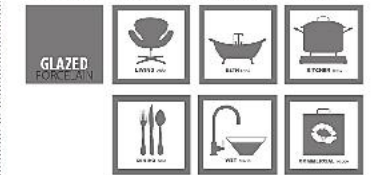
30X60 CM



GBN02 | Deco B
A = 33 CM, B = 26.6 CM, C = 16.5 CM
*special order



Residential / Commercial




CEMENTUM



“LESS IS MORE”

It is fashionable to be functional,
trendy to be simplistic.



⊕ Cementum White



⊕ Cementum Grey

GCM01 | White

30x60 CM



60x60 CM



GCM02 | Beige

30x60 CM



60x60 CM



GCM03 | Brown

30x60 CM



60x60 CM




GCM04 | Grey

30x60 CM



60x60 CM

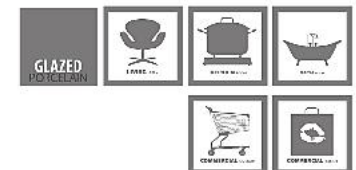


surface	size (cm)
Matt	30 x 60 60 x 60
size (cm)	working (cm)
30 x 60	29.7 x 59.7
60 x 60	59.7 x 59.7
thickness (mm)	
10.0	
rectified	
Yes	
R-rating	
9	
PEI	
4	

SHADE & TONALITIES :



Residential / Commercial



surface	size (cm)
Structured	60 x 60 60 x 120
size (cm)	working (cm)
60 x 60	59.7 x 59.7
60 x 120	59.7 x 119.7
thickness (mm)	
	10.0 (60 x 60) 12.0 (60 x 120)
rectified	Yes
R-rating	10
PEI	4

SHADE & TONALITIES :



Residential / Commercial



GQT01 | Iron Stone

60X 20 CM

60X60 CM



GQT02 | Armour Grey

60X 20 CM

60X60 CM



GQT03 | Wild Rocks

60X 20 CM

60X60 CM



Iron Stone



Wild Rocks



⊕ Floor : Mist 60 x 60 cm Wall : Mist 30 x 60 cm + Glacier 30 x 60 cm

GZL01 | Mist

60X60 CM



GZL02 | Cinder

60X60 CM



GZL03 | Glacier

60X60 CM



GZL04 | Fog

60X60 CM




surface	size (cm)
Matt	60 x 60 cm
size (cm)	working (cm)
60 x 60	59.7 x 59.7
thickness (mm)	
10.0	
rectified	
Yes	
R-rating	
9	
PEI	
-	

SHADE & TONALITIES :



Residential / Commercial






MOD. 01

60 x 60, 30 x 60 CM




MOD. 02

60 x 60, 30 x 60 CM



MOD. 03

60 x 60, 30 x 60 CM



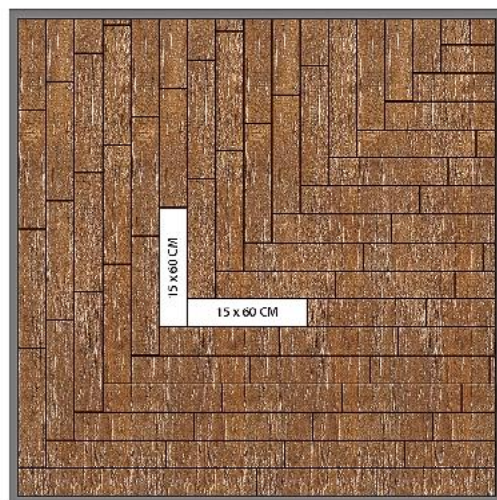
MOD. 04

30 x 60 CM



MOD. 05

15 x 60 CM



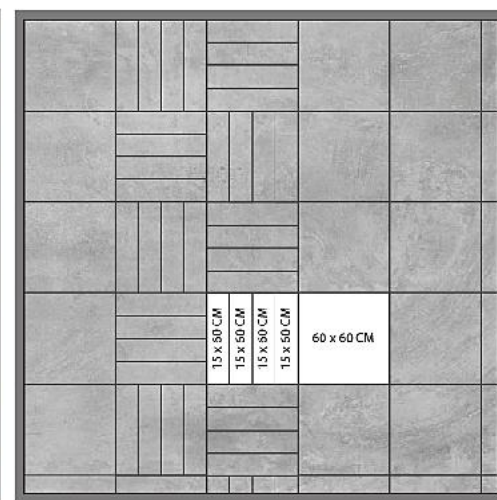
MOD. 06

15 x 60 CM



MOD. 07

15 x 60, 15 x 90* CM



MOD. 08

15 x 60, 60 x 60 CM

Due to the low porosity of porcelain tiles, an Improved High Performance Cementitious adhesive in accordance to BS EN 12004 & ISO 13007-1 is highly recommended for proper installation. Products that meet this standard are available amongst leading adhesive manufacturers. Please seek expert advice from adhesive manufacturers for proper selection and application.



“
Differences of opinion
freedom of design.
”



THE COOLEST DECORATIVE MATERIALS GATEWAY

www.wdc.co.th

www.facebook.com/importedfloortiles



บริษัท เวสเทิร์น เดคอร์ คอร์ปอเรชั่น จำกัด : 1168/19 ซิม 13 อาคารศูนย์พัฒนาเวอร์. ก. พระราม 4 แขวงทุ่งมหาเมฆ เขตสาทร กรุงเทพฯ 10120

โทร : 02-679-8885-7, 02-285-6761-4 แฟกซ์ : 02-679-9339

WDC โชว์รูม (กรุงเทพฯ) : โครงการคริสตัส ดีไซน์เซ็นเตอร์ (CDC) ห้องเลขที่ 205 อาคารดี (D) ชั้น 2 โทร : 02-102-2057-8 แฟกซ์ : 02-102-2059

Open : วันจันทร์-ศุกร์ เวลา 10:00-19:00 น. วันเสาร์-อาทิตย์ เปิดบริการ เวลา 11:00-20:00 น.

WDC โชว์รูม (ภูเก็ต) : 108/105 ม.5 ต.เฉลิมพระเกียรติ 8.9 ต.รัษฎา อ.เมือง จ.ภูเก็ต โทร : 076-304-450 แฟกซ์ : 076-304-451

Open : เปิดบริการ วันจันทร์-เสาร์ เวลา 9:30-17:30 น.

ACTUAL COLOR MAY LOOK SLIGHTLY DIFFERENT DUE TO PRINTING

*สีของารเบือจะระอาดกตจากกลสีในภาพเบือตจากการพิน

*บริษัทฯ ขอสงวนสิทธิ์ ในการเปลี่ยนเปลงสนค้ โดยไม่ตอ้งแจ้งให้ทราบล่วงหน้า